

horticap

Growing Together



**STUDENT
EDITION**

Supporting and educating
at Bluecoat Wood Nurseries

www.horticap.org

Summer Issue 2020

Hello, our diaries paused as the flower shows and the fundraising events were cancelled, our students were shielding, our volunteers had to stay at home, the garden contracts stopped and the Horticap gates closed...



...but the challenges brought new possibilities.

Everyone had to look at new ways of working and we were no exception. The students had already started to look after our bedding plants just before lockdown, so we had a greenhouse bursting with beautiful plants just waiting to be sold. It was here that our friends at Colour It In stepped in to help. They take care of all our printing and marketing needs, and they quickly created an on line order system on our website. We can't thank them enough - the online orders proved to be a huge success and Carol was kept busy manning the phones and organising deliveries. Our vans didn't stop!

We rely on support and generosity, and we've been blown away by the loyalty and kindness of supporters, customers and friends who have kept us going through a very difficult time. Your online orders, your recent purchases in our nursery, your support on social media and your kind donations - through the post, in the donation boxes at the nursery and via our JustGiving page - have made a huge difference. Some of these donations have been anonymous, so we can't thank you personally, but these wonderful contributions will be used to make sure that Horticap is always here for our students. Our new building is nearly there, but there's still a long way to go to get it kitted out inside...but with your continued support we will eventually be able to open the doors of our new gift shop and café and get the kettle back on.

Meanwhile, things are moving forward for us all, and at last the nursery doors are wide open - our bedding plants have nearly come to an end, but we have lots of beautiful perennial plants, roses and shrubs which will keep your garden looking good for the rest of the year and we are open every day 11am until 3pm.

We thought we'd dedicate this edition of the newsletter to our students, with a few things for them to do, and messages which we know they will love, plus a few "hello" waves. We've also included their photographs so you can see just how amazing they are - we've been so proud of them during these times. Their ability to keep smiling, to keep well and fit, and to adjust to this new world has been inspirational. We hope that it won't be too long before Horticap is buzzing again with their chatter and the whoops of delight when they see the new building. And it goes without saying that we can't thank their support workers and families enough for taking good care of them. Can we say enough thank you's...never!

We make a brilliant team at Horticap, but like many people, it's brought us all just a step closer - well, not too close - social distancing still applies... continue to stay safe and take care everyone, *The Horticap Team*



Vice Chairman Martin hands over hanging baskets to thank Mark and the team at Colour It In



Trish at Shared Lives supports Timothy, one of our students. He lives in shared accommodation along with Oliver and Rachel, and we asked Trish what these past few months have been like for them all...

"Lockdown has been very interesting at home as we have tried to share different skills with each other and keep occupied. As a support worker it's been challenging at times, and because we haven't been able to get out and about our routine has had to change.

I've found that keeping everyone busy with things that they love to do has helped immensely. Timothy loves gardening, and has got his own shed, so he has been busy spending time outdoors in our garden space. And we've all been painting, colouring and enjoying the Games Nights. Cooking has also been something we have enjoyed doing together and the lovely weather has meant that we have been able to have quite a few BBQs. Timothy has missed his friends at Horticap but hopefully it won't be long until he can return. Stay safe everyone."

NO IFS, NO BUTS. LAW, FAIR + SQUARE.

Contact Tim Axe on **01423 502 211** or email tim.axe@lcf.co.uk

LCF LAW
BARBER
TITLEYS

LCF.CO.UK



The Horticap Wordsearch

Answers on Page 11

Find 20 words about Horticap


L	C	M	S	H	U	S	W	S	S	J	S	N	Y	G
I	H	G	B	E	S	P	R	K	N	T	A	S	T	I
O	I	B	U	W	O	R	A	E	U	A	T	V	I	F
S	C	X	I	T	O	E	A	D	W	N	V	K	R	T
L	K	P	S	L	R	O	E	M	A	O	R	F	A	S
K	E	A	N	B	G	N	D	L	H	O	L	Z	H	S
R	N	Q	A	D	T	T	P	W	F	C	M	F	C	R
M	S	E	B	S	C	A	K	E	O	Z	T	A	J	E
A	T	M	S	T	R	I	M	M	E	R	M	I	G	E
S	D	N	E	I	R	F	V	O	Q	I	K	X	T	T
N	A	T	U	R	E	K	O	T	W	E	F	T	Z	N
S	H	Q	Z	V	T	X	M	S	F	E	M	D	S	U
Q	G	Z	A	E	E	R	T	M	R	D	R	P	Z	L
X	T	G	R	Y	G	C	K	H	S	C	E	R	R	O
D	Q	Z	Z	X	P	P	A	M	W	W	G	Z	I	V

CAKE
FORK
NATURE
STRIMMER
TREE

CHARITY
FRIENDS
PLANTS
STUDENTS
VANS

CHICKENS
GIFTS
POTS
TEABREAKS
VOLUNTEERS

FLOWERS
MOWER
SOIL
TITCHMARSH
WOODWORK



We miss our volunteers and we know that they miss Horticap and the students, so here's volunteer Helen sending a "hello" to everyone. Her paper mache characters are always very popular at the garden flower shows and every year she works with our students to create the most amazing show stopping creations. Like everyone else, we have really missed being part of these events, but although the show diary has been paused, Helen has still been busy at home and she's taken time to paint "Where's Phil" for the students to enjoy. He's hidden in there somewhere...under a bench...near a chicken...next to a potted student...but can you find him...the answer is on Page 11



"Hello to all the students at Horticap. We miss you and we will "BEE" so pleased to welcome you back.

The bees are doing very well and hopefully we will have lots of lovely honey to share with you all. We haven't had any bee swarms, so thankfully we haven't needed Karl to get the ladders out yet!...

Look after yourselves"

Mike and Judith Rowbottom (The Hortibee Beekeepers)



Plants This Way...



Hostas, Hydrangeas, Grasses, Roses, Rhododendrons, Acers, Hellebores or maybe something you didn't even realise you were looking for! If it's for colour, scent, texture, a gap filler or a new border, whether it's a small space, a raised bed or a large plot, we have a wide selection of plants which will keep your garden looking good over the coming months. We have plenty of shrubs which will provide structure and interest and they work well as a backdrop for many other perennials which will return next year. Plus, with shrubs you get to enjoy plenty of flowers without a lot of maintenance. So carry on enjoying the the bedding plants while they continue to give their temporary show, but plan ahead, and come and visit the Horticap nursery for the plants which give a longer performance.

Team (Impression) Ltd proud to support all the fantastic work of Students, Volunteers & all others connected to such a worthy & deserving cause.



Team Impression
Telephone 0113.272.4800
info@team-impression.com
www.team-impression.com

Dreams Can Come True...

"Hi my name is Fiona Walker, I'm an Ilkley lass born and bred and having moved around the country from North to South and back again I have now been a Harrogate resident for the past 25 years. I live with my little Jack Russel Jake close to the river Nidd. The Nidd Gorge is right on my door step and it's heaven on earth.

I am what my friends would say, a bit of a gardening nut. Any chance I get I am down on my allotment either planting, digging or just sitting and enjoying nature and the life of plants. But this has never really been enough for me, and I have longed to get back into Horticulture. I transported and delivered the students safely to Horticap and I used to see a fleeting glimpse of what they got up to, and I longed for an opportunity to work with them, but sadly there was never a vacancy. Until now!

It was way back in January 2020, on my Mother's birthday, and we were having a nice cuppa at my Aunts house when I saw it. It was the job advert I had been longing for. Horticultural Instructor at Horticap. I couldn't believe it. I was so excited. The closing date was at the end of February so the wait began. It seemed to take forever, but finally I got the email I was hoping for, "we would like to see you for an interview". Oh my goodness I was thrilled to get the chance of a life time, to meet the team and the students. Off I went and I had an amazing day (yes, a full day interview). It was hands on experience and a typical day working at Horticap and I loved every second of it. I didn't want to go home.

The next few days seemed to take forever, and then I got the most important email of my life "Congratulations you've got the job!". Wow, I jumped for joy and to say I was on cloud nine was an understatement. I was so happy, a once in a life time opportunity to work with the fantastic students and to be part of team Horticap. What better job for a gardening nut from Ilkley.

My first day was in April, and it was a very strange time. Unlike my interview day where the place was buzzing with students and the mess room was a noisy hub of people, I was met at the greenhouse by the instructors - my new work chums - and social distancing made it feel very odd not to be able to shake hands or give a friendly hug. But I was greeted with friendly smiles and was soon shown the ropes. My feet haven't touched the ground since. There's been so much to do, looking after the plants, delivering the online orders, potting up, and going out and about with Paul working on the garden maintenance jobs. It's been a very busy first couple of months.

I'm now looking forward to welcoming back all the students and to finally say hello to them as one of the Horticap team. I'm one happy girl and it goes to prove that dreams can come true. I can now say - hand on heart - that I love my job."





"Hello to everyone at Horticap, hope you are all keeping safe and looking after yourselves. I've been marking student files, shopping for my mum, growing tomato plants for Horticap, making elderflower cordial and blackcurrant jam and I've also been making cooking videos. I remember cooking omelettes with some of the Horticap students, it was such good fun and you now have plenty of eggs from the chickens, so I thought I'd share an easy recipe with you all – give it a try"...
Rachael Neild, College Lecturer



Rachael's Recipe for Omelettes

(Approved by the Horticap Chickens)

INGREDIENTS:

4 eggs
 1 tbsp of cooking oil
 6 mushrooms sliced or chopped
 1 onion chopped
 3 or 4 rashers of bacon cut into small pieces



Can You Guess What These Are?

They can all be found at Horticap

Answers on Page 11



Heat the cooking oil in a small non-stick frying pan.

Add the bacon bits to the pan. You could also use vegetables instead of meat. Keep stirring for 2-3 minutes on a low heat.

Add the finely chopped onion to the pan and continue to cook on a low heat.

Clean the mushrooms with kitchen towel to remove any soil (do not wash mushrooms). Slice or chop the mushrooms and add them to the pan. Stir everything together.


Take your eggs and crack them into a bowl. Beat the eggs with a fork until the mixture is an even colour.

Pour the egg mixture into the pan making sure that the mixture is spread out evenly.

As the egg begins to set, use a spatula to push the set egg towards the omelette centre, tilting the pan so the runny egg fills the space.

Loosen the edges with a spatula. Slide the omelette from the pan onto a warmed plate, tilting the pan so that the omelette folds nicely on the plate.

Serve and Enjoy!





Welcome Back...

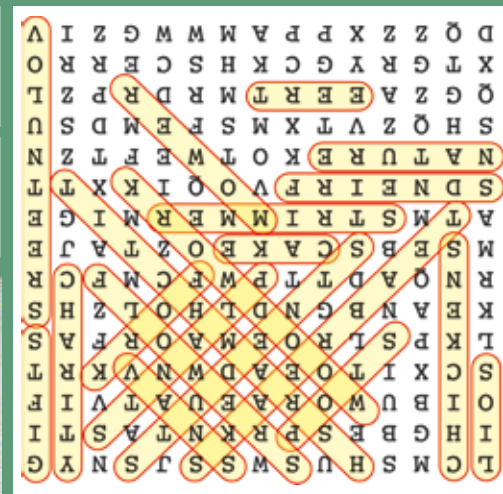
We Need Your Help!
£15,000 to be precise.
 That's what we will need to kit out our new build with kitchen appliances. So if there's anything you can do to help us to reach our target...whether it's a donation or a fundraising activity please get involved

...to the building team who are now back on site and working hard to get the new build completed. Here's an update from our General Manager Ian Bradbury.



"Following a good start to our new development works – like many things – it came to an understandable halt at the end of March. Building work resumed and is now proceeding to plan plus the six week delay. The roof is on and the walls are in place and the finished floor levels will soon be laid. The exterior timber cladding will be added with the windows and doors to follow.

The completion is now planned for the end of August / early September and we will continue to keep everyone up to date with progress. We can't wait to open our doors to our customers and supporters again."



Answers...

YORKSHIRE
 AGRICULTURAL SOCIETY

At the heart of farming, food and the countryside.
 Supporting. Researching. Challenging. Inspiring. Educating.



Become a member today

yas.co.uk

Yorkshire Agricultural Society | Company Registration No 1666751 | Registered Charity No 511238





We've had so much support. . .

Thank You To Reg

who did a sponsored challenge to raise funds for Horticap. His aim was to walk 100 miles in one month in one hour's exercise per day.

He completed the challenge on 30th May walking an incredible 104.9 miles. He set up a JustGiving page and due to the kind generosity of neighbours and friends, he raised over £700 which will make such a difference.

"Stay safe all, such an amazing charity"

Donation of £25 from Deb on JustGiving

"Wonderful place and a great cause! Keep smiling!"

Donation of £100 from Jennifer on JustGiving

"Hope you're keeping well up at Horticap. Thank you for all that you do and your inspiring collection of plants and garden ideas. You are a special place. Can't wait to visit again"

Anonymous Donation of £50 on JustGiving

Thank You To Regina and Bob

who have been making bread for their neighbours during lockdown. Apparently the sour dough was delicious and the donations raised over £140.

Horticap Ltd
Bluecoat Wood Nurseries
Otley Road
Harrogate HG3 1QL
Tel: 01423 522876
info@horticap.org

Follow us on



Search for Horticap



@Horticap

Charity Registration No. 517234 Company Limited by Guarantee
Registered in England & Wales Company No 1782339

www.horticap.org